

EQUIPMENT REQUIREMENTS

As per Revised BDS Course Regulations, 2007

Department: Oral Medicine and Radiology

| Name | Specification | Quantity | | Available Quantity | Adequate / Inadequate |
|--|--|-----------|------------|--------------------|-----------------------|
| | | 50 Intake | 100 Intake | | |
| | (Space allocation for each dental chair 100 Sq.Ft. in all the Departments) | | | | |
| Dental Chairs and Units | Electrically operated, Spittoon attachment, Halogen Light with 2 intensity, Air Ventry Suction, X-Ray viewer, 3 way syringe, instrument tray, Dental Operator's Stool with height adjustment | 6 | 12 | 15 | |
| Panoramic X-Ray with Cephalometric | Preferably digital | 1 | 1 | 1 | |
| Intra Oral X-ray | 70 KV, 8 mA, high frequency preferably Digital timer | 2 | 3 | 4 | |
| Pulp testers | Digital | | | 7 | |
| Automatic periapical X-ray Developer | | 1 | 1 | 2 | |
| Automatic Panoramic with Cephalometric X-ray Developer | | 1 | 1 | 1 | |
| X-ray viewer | For Panoramic and Cephalometric films | 2 | 2 | 10 | |
| Radiovisiography | Digital Intra X-ray system with one Sensor and Software | 1 | 1 | 1 | |
| General X-ray Unit | | 1 | 1 | 1 | |
| Ortho Pantmograph | Preferably digital | 1 | 1 | 1 | |
| Automatic Developers / Dark Room | | 1 | 2 | 2 | |
| Lead aprons | | 2 | 2 | 5 | |
| Lead Gloves | | 1 | 1 | 1 | |
| X-ray Hangers | | 6 | 6 | 10 | |
| X-ray Viewers | | 2 | 2 | 10 | |
| Diagnostic Kits | Mouth mirror, dental probe, college tweezers | 20 | 40 | 125,141,9 | |
| Lead Screen | | 1 | 1 | 6 | |
| Biopsy Kit | | 1 | 1 | 2 | |
| Autoclave | Having wet and dry cycle, which can achieve 135°C with minimum capacity of 20 liters | 1 | 2 | 2 | |
| Computers | Minimum Pentium – IV | 1 | 1 | 8 | |
| Intra Oral Camera | With High resolution | 1 | 1 | 3 | |
| Needle Burner with Syringe Cutter | | 2 | 2 | 2 | |



DEAN
RANJEET DESHMUKH DENTAL
COLLEGE & RESEARCH CENTRE
 Digdoh Hills, Hingna Road,
 Nagpur-440019

Department: Oral Pathology and Oral Microbiology

| Name | Specification | Quantity | | Available Quantity | Adequate / Inadequate |
|-------------------------|--|-----------|------------|--------------------|-----------------------|
| | | 50 Intake | 100 Intake | | |
| Dental Chairs and Units | With shadowless lamp, spittoon, 3 way syringe, instrument tray and suction | 1 | 2 | 2 | |
| Microscopes | | 20 | 40 | 50 | |
| Microtome | | 1 | 1 | 2 | |
| Wax bath | | 1 | 1 | 1 | |
| Water bath | | 1 | 1 | 2 | |
| Knife sharpener | | 1 | 1 | 1 | |
| Hot plate | | 1 | 1 | 2 | |
| Spencer Knife | | 1 | 1 | 1 | |

Department: Public Health Dentistry


| Name | Specification | Quantity | | Available Quantity | Adequate / Inadequate |
|-----------------------------------|--|-----------|------------|--------------------|-----------------------|
| | | 50 Intake | 100 Intake | | |
| Dental Chairs and Units | Electrically operated, Spittoon attachment, Halogen Light with 2 intensity, Air Ventury suction, micromotor control light cure 3 way syringe, X-ray viewer, instrument tray Dental Operators stool with height adjustment with shadowless lamp, spittoon, 3 way syringe, instrument tray and suction, micromotor, airtor, light cure | 8 | 16 | 16 | |
| Autoclaves | Having wet and dry cycle, which can achieve 135°C with minimum capacity of 20 liters | 1 | 2 | 2 | |
| Ultrasonic cleaner | Minimum capacity 13 litres with mesh bucket with digital timer | 1 | 2 | 2 | |
| Needle burner with syringe cutter | | 2 | 4 | 4 | |
| MOBILE CLINIC | | | | | |
| Mobile dental van | Mobile dental van with two dental chairs with all the attachments and adequate sitting space for 15 to 20 people | | | | |
| Dental chair with unit | Hydraulically operated with spittoon attachment, halogen light with 2 intensity, air ventury suction, airtor, micromotor, 3 way-scaler and light cure, x-ray viewer, instrument tray, operating stool | 2 | | 2 | |
| Autoclaves | Having wet and dry cycle, which can achieve 135°C with minimum capacity of 20 liters | 1 | 1 | 1 | |
| Intraoral x-ray | Portable, 70 KV, 8 mA | 1 | 1 | 1 | |
| Glass bead sterilisers | | 1 | 1 | 1 | |
| Compressor | 1.25 HP | 1 | 1 | 1 | |
| Metal Cabinet | With wash basin | 1 | 1 | 1 | |
| Portable dental chair | Suitcase unit with airtor, micromotor, scaler and compressor 0.25 HP | 2 | 2 | 2 | |
| Stabiliser | 4 KV | 1 | 1 | 1 | |
| Generator | 4 KV | 1 | 1 | 1 | |
| Water tank | 400 ltrs | 1 | 1 | 1 | |
| Oxygen cylinder | | 1 | 1 | 1 | |
| Public address | | 1 | 1 | 1 | |


DEAN
RANJEET DESHMUKH DENTAL
COLLEGE & RESEARCH CENTRE
 Diggoh Hills, Hingna Road,
 Nagpur-440019

| | | | | | |
|------------------------------|--|---|---|----|--|
| system | | 1 | 1 | 1 | |
| TV and video cassette player | | 1 | 1 | 10 | |
| Demonstration models | | | | | |

Department: Paediatric and Preventive Dentistry

| Name | Specification | Quantity | | Available Quantity | Adequate / Inadequate |
|--|--|-----------|------------|--------------------|-----------------------|
| | | 50 Intake | 100 Intake | | |
| Dental Chairs and Units | Electrically operated, Spittoon attachment, Halogen Light with 2 intensity, high power motorized evacuation system, Air rotor with miniature, Airrotor HPS, Micro motor with miniature contrangle Hand piece, 3 way syringe, ultrasonic sealer with 3 tips, Light cure unit LED based heat free, X-ray viewer, instrument tray Dental Operator's stool with height adjustment (Pedo chair preferred) | 10 | 20 | 20 | |
| Autoclaves | Having wet and dry cycle, which can achieve 135°C with minimum capacity of 20 liters | 1 | 2 | 2 | |
| Ultrasonic cleaner | Minimum capacity 13 liters with mesh bucket with digital timer | 1 | 2 | 2 | |
| Needle Burner with syringe cutter | | 2 | 3 | 3 | |
| Amalgamator | | 1 | 1 | 1 | |
| Pulp Tester Digital | | 1 | 1 | 1 | |
| Rubber dam kit for pedo | | 3 | 5 | 5 | |
| Apex locator | | 1 | 1 | 1 | |
| Endo motor | With torque control HPs | 1 | 1 | 1 | |
| Injectable gutta archa with condensation | | 1 | 1 | 1 | |
| Radiovisiography | Digital intra X-ray system with pedo sensor and software | 1 | 1 | 1 | |
| Intra Oral Camera | With high resolution | 1 | 1 | 1 | |
| Scale instruments | | 5 | 10 | 10 | |
| Restorative instruments | | 5 | 10 | 10 | |
| Extraction forceps | | 5 | 10 | 10 | |
| Intra-oral X-ray | | 1 | 1 | 1 | |
| Automatic Developer | | 1 | 1 | 1 | |
| Computer | Minimum Pentium – IV | 1 | 1 | 1 | |
| PEDO LAB | | | | | |
| Plaster dispenser | One each for plaster and stone plaster | 2 | 2 | 2 | |
| Model Trimmer | With diamond disc | 1 | 1 | 1 | |
| Model Trimmer | Double disc one diamond and one carborandam disc | 1 | 1 | 1 | |
| Welder with soldering attachments | | 1 | 1 | 1 | |


DEAN
RANJEET DESHMUKH DENTAL
COLLEGE & RESEARCH CENTRE

| | | | | | |
|---------------------------|---------------------|---|---|---|--|
| Vibrator | | 2 | 2 | 2 | |
| Lab micro motor | Heavy duty with Hps | 2 | 3 | 3 | |
| Dental Lathe | | 1 | 1 | 1 | |
| Model Trimmer | | 1 | 1 | 1 | |
| Steam cleaner | | 1 | 1 | 1 | |
| Pressure moulding machine | | 1 | 1 | 1 | |
| Carborandum disc | | 1 | 1 | 1 | |
| Diamond disc | | 1 | 1 | 1 | |

Department: **Orthodontics**

| Name | Specification | Quantity | | Available Quantity | Adequate / Inadequate |
|-----------------------------------|---|-----------|------------|--------------------|-----------------------|
| | | 50 Intake | 100 Intake | | |
| Dental Chairs and Units | Electrically operated, Spittoon attachment, Halogen Light with 2 intensity, Air Ventury suction, micromotor control light cure 3 way syringe, X-ray viewer, instrument tray Dental Operators stool with height adjustment | 9 | 18 | 18 | |
| Unit mount scaler | | 3 | 5 | 5 | |
| Autoclave | Having wet and dry cycle, which can achieve 135°C with minimum capacity of 20 liters | 1 | 2 | 2 | |
| Ultrasonic cleaner | Minimum capacity 13 litres with mesh bucket with digital timer | 1 | 2 | 2 | |
| ORTHO LAB | | | | | |
| Plaster dispenser | One each for plaster and stone plaster | 2 | 2 | 2 | |
| Vibrator | | 2 | 2 | 2 | |
| Model Trimmer | | 1 | 2 | 2 | |
| Micromotor | Heavy duey | 2 | 4 | 4 | |
| Lathe | | 1 | 2 | 2 | |
| X-ray viewers | | 2 | 2 | 2 | |
| OPG with cephalostat | If available in radiology its is adequate | 1 | 1 | 1 | |
| Welders | | 2 | 4 | 4 | |
| Blue Torch | | 1 | 1 | 1 | |
| Base Formers | | 2 | 4 | 4 | |
| Typodont | | 2 | 4 | 4 | |
| Set of pliers | | 5 | 10 | 10 | |
| Welder with soldering attachments | | 1 | 1 | 1 | |
| Hydro solder | | 1 | 1 | 1 | |
| Typhodont articulator | With metal teeth wax rim of Class I, II, III | 3 | 4 | 4 | |
| Pressure moulding machine | | 1 | 1 | 1 | |


DEAN
RANJEET DESHMUKH DENTAL
COLLEGE & RESEARCH CENTRE
 Digdoh Hills, Hingna Road,
 Nagpur-440019

Department: Periodontology

| Name | Specification | Quantity | | Available Quantity | Adequate / Inadequate |
|--------------------------------------|---|-----------|------------|--------------------|-----------------------|
| | | 50 Intake | 100 Intake | | |
| Dental Chairs and Units | Electrically operated, Spittoon attachment, Halogen Light with 2 intensity, high power evacuation system, Air Ventury suction, X-ray viewer, Airrotor, Micromotor with straight and contrangle Handpiece, with shadowless lamp, spittoon, 3 way syringe, Ultrasonic sealer with 3 tips, X-ray viewer, instrument tray Dental Operators stool with height adjustment | 17 | 34 | 34 | |
| Scaling instrument sets | | 5 | 10 | 12 | |
| Surgical instrument sets | | 3 | 6 | 6 | |
| Autoclave | Having wet and dry cycle, which can achieve 135°C with minimum capacity of 20 liters | 2 | 3 | 4 | |
| Ultrasonic scaler | Minimum capacity 13 litres with mesh bucket | 1 | 2 | 2 | |
| Electro surgical cauterly | | 1 | 1 | 2 | |
| Needle burner with syringe cutter | | 4 | 6 | 6 | |
| LASER | Soft tissue laser | 1 | 1 | 1 | |
| Surgical motor with physio dispenser | | 1 | 1 | 2 | |

Department: Conservative Dentistry and Endodontics

| Name | Specification | Quantity | | Available Quantity | Adequate / Inadequate |
|-----------------------------------|---|-----------|------------|--------------------|-----------------------|
| | | 50 Intake | 100 Intake | | |
| Dental Chairs and Units | Electrically operated, Spittoon attachment, Halogen Light with 2 intensity, high power evacuation system, Air Ventury suction, X-ray viewer, Airrotor, Micromotor with straight and contrangle Handpiece, with shadowless lamp, spittoon, 3 way syringe, Ultrasonic sealer with 3 tips, X-ray viewer, instrument tray Dental Operators stool with height adjustment | 17 | 34 | 34 | |
| Rubber dam kits | | 4 | 6 | 6 | |
| Restorative instruments kits | | 5 | 10 | 10 | |
| R.C.T. instrument kits | | 5 | 10 | 10 | |
| Autoclave | Having wet and dry cycle, which can achieve 135°C with minimum capacity of 20 liters | 2 | 3 | 3 | |
| Ultrasonic cleaner | Minimum capacity 13 litres with mesh bucket | 1 | 2 | 2 | |
| Needle Burner with Syringe Cutter | | 3 | 4 | 4 | |
| Amalgamator | With auto proportion, auto dispenser | 2 | 3 | 3 | |
| Rubber dam kits | | 4 | 6 | 6 | |

DEAN
RANJEET DESHMUKH DENTAL
COLLEGE & RESEARCH CENTRE
 Digdoh Hills, Hingna Road,
 Nagpur-440019

| | | | | | |
|--------------------------|--|----|----|----|--|
| Pulp Tester | | 2 | 4 | 4 | |
| Digital | | 1 | 2 | 2 | |
| Apex locator | | 4 | 6 | 6 | |
| Glass bead sterilizers | | 2 | 2 | 2 | |
| Plaster dispenser | | 1 | 2 | 2 | |
| Vibrator | | 1 | 1 | 1 | |
| Ceramic Unit | | 1 | 1 | 1 | |
| Casting machine | | 1 | 1 | 1 | |
| Intra-oral X-ray Unit | Proper radiation safety | 1 | 1 | 1 | |
| Automatic Developer | | 1 | 1 | 1 | |
| Radiovisiography | RVG with Computer | 1 | 1 | 1 | |
| Endo motor | With torque control Hps | 1 | 1 | 1 | |
| Bleaching Unit | | 1 | 1 | 1 | |
| Magnification loops | | 1 | 2 | 2 | |
| Extractable gutta percha | | 1 | 2 | 2 | |
| PHANTOM LAB UNIT | Phantom Table fitted with Halogen Operating Light Phantom Head body type neck joint for all the movement, TMJ movement, Modular with Air rotor, Micro motor with contra angle Hps, 3 way syringe, jaw with ivorine teeth, preferably soft gingival, dental operator's stool (not to use extracted or cadaver teeth). | 30 | 60 | 60 | |

Chemical Laboratory

| Name | Specification | Quantity | | Available Quantity | Adequate / Inadequate |
|----------------------|--|-----------|------------|--------------------|-----------------------|
| | | 50 Intake | 100 Intake | | |
| Plaster Dispenser | One each for plaster and stone plaster | 2 | 2 | 2 | |
| Model Trimmer | Carborandum disc | 1 | 1 | 1 | |
| | Diamond disc | 1 | 1 | 1 | |
| Lathe | Heavy Duty | 1 | 2 | 2 | |
| Lab Micromotor | With heavy duty handpiece | 2 | 3 | 3 | |
| Ultrasonic cleaner | Minimum capacity 5 litres | 1 | 1 | 1 | |
| Spindle Grinder | | 1 | 1 | 1 | |
| Vibrator | | 1 | 2 | 2 | |
| Burnout furnace | | 1 | 1 | 1 | |
| Porcelain furnace | | 1 | 1 | 1 | |
| Sandblasting Machine | | 1 | 1 | 1 | |
| Lab Airtor | | 1 | 1 | 1 | |
| Pindex System | | 1 | 1 | 1 | |
| Circular saw | | 1 | 1 | 1 | |
| Vacuum mixer | | 1 | 1 | 1 | |
| Pneumatic chisel | | 1 | 1 | 1 | |
| Casting machine | Motor cast / induction casting preferred | 1 | 1 | 1 | |


DEAN
RANJEET DESHMUKH DENTAL
COLLEGE & RESEARCH CENTRE
 Digdoh Hills, Hingna Road,
 Nagpur-440019

Department: Oral & Maxillofacial Surgery

A) Exodontia

| Name | Specification | Quantity | | Available Quantity | Adequate / Inadequate |
|-----------------------------------|--|-----------|------------|--------------------|-----------------------|
| | | 50 Intake | 100 Intake | | |
| Dental Chairs and Units | Electrically operated, Spittoon attachment, Halogen Light with 2 intensity, Air Ventury suction, X-ray viewer, 3 way syringe, instrument tray Dental Operators stool and height adjustment and suction, Micromotor / Airotor | 15 | 30 | 30 | |
| Autoclave | Having wet and dry cycle, which can achieve 135 ⁰ C with minimum capacity of 20 liters | 2 | 2 | 4 | |
| Ultrasonic cleaner | Minimum capacity 13 litres with mesh bucket | 1 | 2 | 2 | |
| Needle Burner with Syringe Cutter | | 4 | 6 | 6 | |
| Extraction forceps sets | Complete set | 10 | 20 | 20 | |
| Dental elevators | Complete set | 5 | 10 | 10 | |
| Minor Oral Surgery kits | | 3 | 6 | 6 | |
| Emergency drugs tray | | 1 | 1 | 1 | |
| Oxygen cylinder with mask | | 1 | 1 | 1 | |
| X-ray viewers | | 2 | 2 | 6 | |
| Computer | Minimum Pentium – IV | 1 | 1 | 4 | |

B) Minor Surgery


| Name | Specification | Quantity | | Available Quantity | Adequate / Inadequate |
|-------------------------|--|-----------|------------|--------------------|-----------------------|
| | | 50 Intake | 100 Intake | | |
| Dental Chairs and Units | Electrically operated, Spittoon attachment, Halogen Light with 2 intensity, high power evacuation system, Air ventury suction, X-ray viewer, Airrotor, Micromotor with straight and contra-angle Handpiece, 3 way syringe, instrument tray Dental Operators stool and height adjustment and suction. | 3 | 5 | 5 | |

Department: Prosthodontics and Crown & Bridge

| Name | Specification | Quantity | | Available Quantity | Adequate / Inadequate |
|-----------------------------|---|-----------|------------|--------------------|-----------------------|
| | | 50 Intake | 100 Intake | | |
| Dental Chairs and Units | Electrically operated, Spittoon attachment, Halogen Light with 2 intensity, high power evacuation system, Air Ventury suction, X-ray viewer, Airrotor, Micromotor with straight and contrangle Handpiece, 3 way syringe, Ultrasonic sealer with 3 tips, Light cure unit, instrument tray and suction, Dental Operators stool with height adjustment | 17 | 34 | 34 | |
| Semi-adjustable articulator | With face bow | 2 | 2 | 2 | |
| Extra oral / intra | | 2 | 2 | 2 | |

DEAN
 RANJEET DESHMUKH DENTAL
 COLLEGE & RESEARCH CENTRE
 Digidoh Hills, Hingna Road,
 Pimpri, Pune - 411004

| | | | | |
|-------------------------------------|--|----|-----|-----|
| oral tracer | | 1 | 2 | 2 |
| Dewaxing unit | | 1 | 2 | 2 |
| Curing unit | | 1 | 1 | 1 |
| Dental casting machine | | 1 | 1 | 1 |
| Wax burnout furnace | | 1 | 1 | 1 |
| Pre heating furnace | | 1 | 2 | 2 |
| Surveying unit | | 3 | 4 | 4 |
| Heavy duty hand piece | Lab micromotors | | | |
| Autoclave | Having wet and dry cycle, which can achieve 135°C with minimum capacity of 20 liters | 1 | 2 | 2 |
| Needle Burner with Syringe Cutter | | 1 | 2 | 2 |
| Plaster dispenser | One each for plaster and stone plaster | 2 | 2 | 2 |
| Model Trimmer with Carborandum disc | | 1 | 1 | 1 |
| Model Trimmer with diamond disc | | 1 | 2 | 2 |
| Acryliser | | 2 | 3 | 3 |
| Lathe | | 1 | 2 | 2 |
| Flask press | | 4 | 4 | 4 |
| Deflasking unit | | 4 | 4 | 4 |
| Dewaxing unit | | 2 | 3 | 3 |
| Hydraulic Press | | 2 | 3 | 3 |
| Mechanical Press | | 1 | 2 | 2 |
| Vacuum mixing machine | | 1 | 1 | 1 |
| Lab Micro motor | With heavy duty handpiece | 3 | 4 | 4 |
| Curing pressure pot | | 1 | 1 | 1 |
| Porcelain furnace | | 1 | 2 | 2 |
| Vibrator | | 1 | 2 | 2 |
| Sandblasting unit | | 2 | 2 | 2 |
| Ultrasonic cleaner | | 1 | 2 | 2 |
| Model Trimmer | | 2 | 4 | 4 |
| Hot water sterilizer | | 1 | 2 | 2 |
| Geyser | Compound bath | 1 | 2 | 2 |
| H.P. grinder with suction | | 2 | 3 | 3 |
| Heavy duty lathe | | 2 | 2 | 2 |
| Phantom heads | | 50 | 50 | 50 |
| Pre-clinical working tables | Gas connection & Bunsen burner | 50 | 100 | 100 |



DEAN
RANJEET DESHMUKH DENTAL
COLLEGE & RESEARCH CENTRE
 Digdoh Hills, Hingna Road,
 Nagpur-440019

Ceramic and Cast Partial Laboratory

| Name | Specification | Quantity | | Available Quantity | Adequate / Inadequate |
|--|---|-----------|------------|--------------------|-----------------------|
| | | 50 Intake | 100 Intake | | |
| Plaster dispenser | One each for plaster and stone plaster | 2 | 2 | 2 | |
| Duplicator | | 1 | 1 | 1 | |
| Pindex System | | 1 | 1 | 1 | |
| Circular saw | | 1 | 1 | 1 | |
| Burnout furnace | | 1 | 1 | 1 | |
| Sandblasting Machine | With two containers | 1 | 1 | 1 | |
| Electro polisher | | 1 | 1 | 1 | |
| Model Trimmer with Carborandum disc | | 1 | 1 | 1 | |
| Model Trimmer with diamond disc | | 1 | 1 | 1 | |
| Induction casting machine | | 1 | 1 | 1 | |
| Programmable porcelain furnace with vacuum pump with instrument kit and material kit | | 1 | 1 | 1 | |
| Spot welder with soldering attachment of cable | | 1 | 1 | 1 | |
| Vacuum mixing machine | | 1 | 1 | 1 | |
| Steam Cleaner | | 1 | 1 | 1 | |
| Spindle Grinder 24000 rpm with vacuum suction | | 1 | 1 | 1 | |
| Wax heater | | 1 | 1 | 1 | |
| Wax carver | | 1 | 1 | 1 | |
| Curing pressure pot | | 1 | 1 | - | |
| Milling machine | | 1 | 1 | 1 | |
| Heavy duty lathe with suction | | 1 | 1 | 1 | |
| Preheating furnace | | 1 | 1 | 1 | |
| Palatal trimmer | | 1 | 1 | 1 | |
| Ultrasonic cleaner | 5 liters capacity | 1 | 1 | 1 | |
| Composite curing unit | | 1 | 1 | 1 | |
| Micro surveyor | | 1 | 1 | 1 | |
| Pre-clinical Prosthetic Laboratory | Work table preferably complete stainless steel fitted with light, Bunsen burner, air blower, working stool. Adequate number of lab micro motor with attached hand piece. | 30 | 60 | 60 | 20 |
| Plaster room for pre-clinical work | | | | | |
| Plaster dispenser | One each for plaster and stone | 2 | 2 | 2 | |
| Vibrator | | 2 | 2 | 2 | |
| Lathe | | 2 | 2 | 2 | |
| Model Trimmer | | 1 | 1 | 1 | |
| Carborandum Disc | | 1 | 1 | 1 | |
| Diamond disc | | 1 | 1 | 1 | |



DEAN
RANJEET DESHMUKH DENTAL
COLLEGE & RESEARCH CENTRE
 Digdoh Hills, Hingna Road,
 Nagpur-440019

| | | | | | |
|---|-------------------|----|----|----|--|
| Model trimmer with diamond disc | | 1 | 1 | 1 | |
| Model trimmer with double disc (one Carborandum and one diamond disc) | | 1 | 1 | 1 | |
| Casting machine, motor cast with the safety door closure, gas blow torch with regulator | | 1 | 1 | 1 | |
| Dewaxing furnace | | 1 | 1 | 1 | |
| Induction casting machine with vacuum pump, capable of casting titanium chrome cobalt precision metal | | 1 | 1 | 1 | |
| Spot welder with soldering, attachment of cable | | 1 | 1 | 1 | |
| Steam cleaner | | 1 | 1 | 1 | |
| Vacuum mixing machine | | 1 | 1 | 1 | |
| Spindle grinder 24,000 ROM with vacuum suction | | 1 | 1 | 1 | |
| Wax heater | | 2 | 3 | 3 | |
| Wax carvers (Full PKT Set) | | 2 | 3 | 3 | |
| Milling machine | | 1 | 1 | - | |
| Stereo microscope | | 1 | 1 | 1 | |
| Magnifying work lamp | | 1 | 1 | 1 | |
| Heavy duty lathe with suction | | 1 | 1 | 1 | |
| Preheating furnace | | 1 | 1 | 1 | |
| Dry model trimmer | | 1 | 2 | 2 | |
| Die cutting machine | | 1 | 1 | 1 | |
| Ultrasonic cleaner | | 1 | 1 | 1 | |
| Composite curing unit | | 1 | 1 | 1 | |
| Ceramic Lab Equipment | | | | | |
| Fully programmable porcelain furnace with vacuum pump | | 1 | 1 | 1 | |
| Ceramic kit (instruments) | | 3 | 3 | 3 | |
| Ceramic materials (kit) | | 1 | 1 | 1 | |
| Ceramic polishing kit | | 2 | 2 | 2 | |
| Implant Equipment | | | | | |
| Electrical dental chair and unit | | 1 | 1 | 1 | |
| Physio dispenser | | 1 | 1 | 1 | |
| Implant kit | Minimum 2 systems | 2 | 2 | 2 | |
| Implants | | 10 | 10 | 10 | |
| Prosthetic components | | 10 | 10 | 10 | |
| Unit mount light cure | | 1 | 2 | 2 | |
| X-ray viewer | | 1 | 2 | 2 | |
| Needle destroyer | | 1 | 1 | 1 | |
| Ultrasonic cleaner capacity 3.5 lts | | 1 | 2 | - | |
| Autoclave programmable for all recommended cycles | | 1 | 1 | 1 | |
| X-ray machine with RVG | | 1 | 1 | 1 | |
| Refrigerator | | 2 | 2 | 2 | |
| Surgical kit/prosthetic kit | | 2 | 2 | 2 | |
| Educating models | | 1 | 1 | 1 | |
| Implant removing instruments | | 1 | 1 | 1 | |



DEAN
RANJEET DESHMUKH DENTAL
COLLEGE & RESEARCH CENTRE
 Digdoh Hills, Hingna Road,
 Nagpur-440019

Department: Periodontology

| Name | Specification | Quantity | | Available Quantity | Adequate / Inadequate |
|--|--|---|---------|--------------------|-----------------------|
| Dental Chairs and Units | Electrically operated with shadowless lamp, spittoon, 3 way syringe, instrument tray and motorized suction, micromotor attachment with contra angle handpiece, airoter attachment, ultrasonic scaler (Piezo) with detachable autoclavable hand piece | One chair and unit per post-graduate student and Two chairs with unit for the faculty | | 23 | |
| | | 1 Unit | 2 Units | | |
| Auto clave (fully automatic) front loading | | 1 | 2 | 3 | |
| Steel bin | | 4 | 6 | 6 | |
| Airoter hand pieces | | 2 | 2 | 9 | |
| UV chamber | | 1 | 1 | 2 | |
| Formalin chamber | | 1 | 1 | 1 | |
| W.H.O probe | | 2 | 2 | 2 | |
| Nabers probe | | 2 | 2 | 2 | |
| Williams probe | | 4 | 4 | 4 | |
| UNC-15 probe | | 1 | 1 | 1 | |
| Gold Man fox probe | | 1 | 1 | 2 | |
| Pressure sensitive probe | | 1 | 1 | 1 | |
| Marquis color coded probe | | 1 | 1 | 1 | |
| Supra gingival scalers | set | 2 | 2 | 2 | |
| Sub gingival scaler | set | 2 | 2 | 2 | |
| Arkansas sharpening stone | | 1 | 1 | 1 | |
| Surgical Instruments | | | | | |
| Routine surgical instrument kit (Benquis periosteal elevator, periotome) | set | 2 | 3 | 6 | |
| Surgery trolleys | | 6 | 6 | 12 | |
| X ray viewer | | 1 | 2 | 5 | |
| Surgical cassette with sterilisation pouches | | 4 | 6 | 6 | |
| Electro surgery unit | | 1 | 1 | 1 | |
| Special Surgical Instruments | | | | | |
| Kirkland's knife | set | 1 | 1 | 1 | |
| Orban's knife | set | 1 | 1 | 1 | |
| Paquette blade handle | | 1 | 1 | 1 | |
| Krane kaplan pocket marker | set | 1 | 1 | 6 | |
| Mc Calls universal curettes | set | 1 | 1 | 2 | |
| Gracey's curettes (No.1-18) | set | 2 | 2 | 2 | |
| Mini five curettes | set | 1 | 1 | 1 | |
| Cumine scalar | | 1 | 1 | 1 | |
| Mallet | | 1 | 1 | 1 | |
| Chisel | | 1 | 1 | 4 | |
| Oschenbein chisel | straight, curved | 1 | 1 | 1 | |
| Schluger bone file | | 1 | 1 | 2 | |
| Bone fixation screw kit | | 1 | 1 | 1 | |
| Bone scrapper | | 1 | 1 | 1 | |


DEAN
RANJEET DESHMUKH DENTAL
COLLEGE & RESEARCH CENTRE
 Diggoh Hillis, Hingna Road,
 Nagpur-440019

| | | | | | |
|---|--------------------------------|--------|-------|----|--|
| Bone trephines for harvesting autografts | 1 set | 1 | 1 | 1 | |
| Bone regenerative materials | Bone graft and GTR membranes | 5 | 5 | 5 | |
| Local drug delivery systems | At least two different agents | 1 each | 1 | 2 | |
| Root conditioning agent | At least two different agents | 2 | 2 | 2 | |
| Micro needle holder | | 1 | 1 | 4 | |
| Micro scissors | | 1 | 1 | 2 | |
| Magnifying loop (2.5 – 3.5) | | 1 | 2 | 2 | |
| Operating microscope | optional | 1 | 1 | - | |
| 3rd generation digital probe | optional | 1 | 1 | - | |
| Bone expander and bone crester | optional | 1 | 1 | - | |
| Distraction osteogenesis kit | optional | 1 | 1 | - | |
| Bone mill | optional | 1 | 1 | 1 | |
| Bone graft / membrane placement spoon | | 1 | 1 | 3 | |
| Bone condenser | | 1 | 1 | 1 | |
| Peizo-surgery unit | optional | 1 | 1 | 1 | |
| Centrifuge for PRP/PRF preparation | optional | 1 | 1 | 1 | |
| Soft tissue laser (8 watt) | | 1 | 1 | 1 | |
| Osteotome | set optional | 1 | 1 | 2 | |
| Miscellaneous Instruments | | | | | |
| Composite gun with material kit | | 1 | 1 | 2 | |
| Splinting kit with material | | 2 | 3 | 10 | |
| Composite finishing kit | | 1 | 1 | 1 | |
| Glass Ionomer cement | | 1 | 1 | 1 | |
| Digital camera | | 1 | 1 | 1 | |
| Intra Oral camera | | 1 | 1 | 2 | |
| Ultrasonic cleaner | | 1 | 1 | 1 | |
| Emergency kit | | 1 | 1 | 2 | |
| Refrigerator | | 1 | 1 | 1 | |
| X-ray viewer | | 2 | 2 | 5 | |
| LCD projector | | 1 | 1 | 1 | |
| Computer with internet connection with attached printer and scanner | | 1 | 1 | 3 | |
| Implant Equipment | | | | | |
| Electrical dental chair and unit | | 1 | 1 | 2 | |
| Physio dispenser | | 1 | 1 | 2 | |
| Implant kit | At least two different systems | 2 | 2 | 3 | |
| Implants | | 10 | 10 | 10 | |
| Implant maintenance kit (plastic instruments) | | 1 set | 1 set | 1 | |
| Implant guide | | 1 | 1 | 1 | |
| X-ray viewer | | 1 | 2 | 5 | |
| Needle destroyer | | 1 | 2 | 3 | |
| Ultrasonic cleaner capacity 3.5 lts | | 1 | 1 | 1 | |
| Autoclave programmable for all recommended cycles | | 1 | 1 | 1 | |
| RVG with x-ray machine | | 1 | 1 | 1 | |
| Refrigerator | | 1 | 1 | 1 | |
| Surgical kit | | 2 | 2 | 6 | |
| Sinus lift kit | | 1 | 1 | 1 | |
| Educating models | | 1 | 1 | 1 | |


DEAN
RANJEET DESHMUKH DENTAL
COLLEGE & RESEARCH CENTRE

| | | | | | |
|----------------------|--|---|---|---|--|
| Implant removing kit | | 1 | 1 | 1 | |
|----------------------|--|---|---|---|--|

Department: Oral & Maxillofacial Surgery


| Name | Specification | Quantity | | Available Quantity | Adequate / Inadequate |
|---|--|---|---------|--------------------|-----------------------|
| Dental Chairs and Units | Electrically operated with shadowless lamp, spittoon, 3 way syringe, instrument tray and high otorized suction, with micromotor and micro motor attachment | One chair and unit per post-graduate student and Two chairs with unit for the faculty | | 11 | |
| | | 1 Unit | 2 Units | | |
| Autoclave | Front loading | 2 | 3 | 4 | |
| Fumigators | | 1 | 1 | 1 | |
| Oscillating saw | With all hand pieces | 1 | 1 | 2 | |
| Surgical Instruments | | | | | |
| General surgery kit including tracheotomy kit | | 2 | 2 | 2 | |
| Minor oral surgery kit | | 5 | 10 | 10 | |
| Osteotomy kit | | 1 | 1 | 1 | |
| Cleft surgery kit | | 1 | 1 | 1 | |
| Bone grafting kit | | 1 | 1 | 1 | |
| Emergency kit | | 1 | 1 | 2 | |
| Trauma set including bone | | 2 | 2 | 2 | |
| Plating kit | | 1 | 1 | 1 | |
| Implantology kit | Minimum 2 | 2 | 2 | 2 | |
| With implants | systems | 10 | 10 | 10 | |
| Distraction osteogenesis kit | | 1 | 1 | 1 | |
| Peizo surgical unit | | 1 | 1 | 1 | |
| Magnifying loops | | 1 | 1 | 2 | |
| Operating microscope and Microsurgery kit | desirable | 1 | 1 | | |
| Dermatomes | | 1 | 1 | 1 | |
| Needle destroyer | | 2 | 3 | 5 | |
| Ultrasonic Cleaner capacity 3.5 lts | | 1 | 1 | 2 | |
| Formalin chamber | | 1 | 1 | 1 | |
| Pulse oxymeter | | 1 | 1 | 1 | |
| Ventilator | | 1 | 1 | | |
| Major operation theatre with all facilities | | 1 | 1 | | |
| Recovery and Intensive Care Unit with all necessary life support equipments | | 2 beds | 2 beds | | |
| Fibrooptic light | | 1 | 1 | 1 | |
| Inpatient beds | | 20 | 20 | | |
| Fiber optic laryngoscope | | 1 | 1 | | |
| Computer with internet connection with attached printer and scanner | | 1 | 1 | 1 | |
| LCD projector | | 1 | 1 | 1 | |
| Refrigerator | | 1 | 1 | 1 | |



DEAN
RANJEET DESHMUKH DENTAL
COLLEGE & RESEARCH CENTRE
 Dugdoh Hills, Hingna Road,
 Nagpur-440019

Department: Conservative Dentistry and Endodontics

| Name | Specification | Quantity | | Available Quantity | Adequate / Inadequate |
|---|--|---|----|--------------------|-----------------------|
| Dental Chairs and Units | Electrically operated with shadowless lamp, spittoon, 3 way syringe, instrument tray and motorized suction, micromotor, airtor attachment with hand pieces | One chair & unit per post-graduate student and two chairs with unit for the faculty | | 22 | |
| | | 1 Unit | | | |
| ENDOSONIC HANDPIECES – Micro endosonic Tips, retro treatment | | 2 | 3 | 3 | |
| Mechanised rotary instruments including hand pieces (speed and torque control) and hand instruments various systems | | 3 | 6 | 6 | |
| Rubber dam kit | | 1 per chair | 18 | 18 | |
| Autoclaves for bulk instrument sterilization vacuum (Front loading) | | 2 | 3 | 3 | |
| Autoclaves for hand piece sterilization | | 1 | 1 | 1 | |
| Apex locators one for every two chairs | | 2 | 4 | 4 | |
| Pulp tester | | 2 | 4 | 4 | |
| Equipments for injectable thermoplasticized gutta percha | | 1 | 2 | 2 | |
| Operating microscopes 3 step or 5 step magnification | | 1 | 1 | 1 | |
| Surgical endo kits (Microsurgery) | | 2 | 2 | 2 | |
| Set of hand instruments (specifications required) | | 1 | 2 | 2 | |
| Sterilizer trays for autoclave | | 4 | 4 | 4 | |
| Ultrasonic cleaner capacity 3.5 lts | | 1 | 1 | 1 | |
| Variable Intensity polymerization equipments - VLC units | Desirable | 1 | 1 | 1 | |
| Conventional VLC units one for every two chairs | | 2 | 4 | 4 | |
| Needle destroyer | | 2 | 2 | 2 | |
| Magnifying loupes one for students and one for faculty | | 1 | 2 | 2 | |
| LCD projector | | 1 | 1 | 1 | |
| Composite kits with different shades and polishing kits | | 2 | 4 | 4 | |
| Ceramic finishing kits, metal finishing kits | In ceramic labs | 2 | 3 | 3 | |
| Amalgam finishing kits | | 2 | 3 | 3 | |
| RVG with x-ray machine developing kit | | 1 | 1 | 1 | |
| Chair side micro abrasion | | 1 | 1 | 1 | |
| Bleaching unit | | 1 | 1 | 1 | |
| Instrument retrieval kits | | 1 | 1 | 1 | |
| Computer with internet connection with attached printer and scanner | | 1 | 1 | 1 | |


DEAN
RANJEET DESHMUKH DENTAL
COLLEGE & RESEARCH CENTRE

| | | | | | |
|---|--|---|---|---|--|
| Refrigerator | | 1 | 1 | 1 | |
| Equipments for casting procedures | | | | | |
| Equipments for ceramics including induction casting machines/ burnout preheat furnaces/ wax elimination furnaces | | 1 | 1 | 1 | |
| Lab micro motor/ metal grinders / sand blasters/ polishing lathes/ duplicator equipment/ vacuum investment equipments | | 1 | 1 | 1 | |
| Laser (preferably hard tissue) | | 1 | 1 | 1 | |
| Face bow with semi adjustable articulator | | 1 | 2 | 2 | |

Department: Orthodontics and Dentofacial Orthopedics


| Name | Specification | Quantity | | Available Quantity | Adequate / Inadequate |
|---|---|--|---------|--------------------|-----------------------|
| Dental Chairs and Units | Electrically operated with shadow less lamp, spittoon, 3 way syringe, instrument tray and motorized suction | One chair & unit per PG student and Two chairs with unit for the faculty | 12 | | |
| | | 1 Unit | 2 Units | | |
| Vacuum /pressure moulding unit | | 1 | 1 | 1 | |
| Hydrogen soldering unit | | 1 | 1 | 1 | |
| Lab micromotor | | 3 | 5 | 5 | |
| Spot welders | | 3 | 5 | 5 | |
| Model trimmer (Double disc) | | 2 | 3 | 3 | |
| Light curing unit | | 2 | 2 | 2 | |
| High intensity light curing unit | | 1 | 2 | 2 | |
| Polishing lathes | | 2 | 3 | 3 | |
| Tracing tables | | 3 | 5 | 5 | |
| SLR digital camera | | 1 | 1 | 1 | |
| Scanner with transparency adapter | | 1 | 1 | 1 | |
| Ray viewer | | 3 | 4 | 4 | |
| LCD projector | | 1 | 1 | 1 | |
| Autoclaves for bulk instrument Sterilization vacuum (Front loading) | | 1 | 1 | 1 | |
| Needle destroyer | | 1 | 1 | 1 | |
| Dry heat sterilizer | | 1 | 1 | 1 | |
| Ultrasonic scaler | | 1 | 1 | 1 | |
| Sets of Orthodontic pliers | | 3 | 3 | 3 | |
| Orthodontic impression trays | | 3 | 5 | 5 | |
| Ultrasonic cleaner capacity 3.5 lts | | 1 | 1 | 1 | |
| Electropolisher | | 1 | 1 | 1 | |
| Typodonts with full teeth set | | 3 | 3 | 3 | |
| Anatomical articulator with face bow attachments | | 1 | 1 | 1 | |
| Free plane articulators | | 1 | 1 | 1 | |
| Hinge articulators | | 4 | 4 | 4 | |
| Computer software for cephalometrics | | 1 | 1 | 1 | |
| Computer with internet connection with attached printer and scanner | | 1 | 1 | 1 | |

DEAN
 RANJEET DESHMUKH DENTAL
 COLLEGE & RESEARCH CENTRE

| | | | | | |
|--------------|--|---|---|---|--|
| Refrigerator | | 1 | 1 | 1 | |
|--------------|--|---|---|---|--|

Department: Oral & Maxillofacial Pathology and Oral Microbiology

| Name | Specification | Quantity | | Available Quantity | Adequate / Inadequate |
|---|---|-----------------------------------|-----------------------------------|--------------------|-----------------------|
| | | 1 Unit | 2 Units | | |
| Dental Chairs and Units | Electrically operated with shadow less lamp, spittoon, 3 way syringe, instrument tray and suction | 3 | 6 | 3 | |
| Adequate laboratory glassware's as required for processing of biopsy specimens and staining. | Reasonable quantity should be made available | | | Available | |
| Adequate tissue capsules / tissue embedding cassettes | Reasonable quantity should be made available | | | Available (25-30) | |
| Paraffin wax bath | thermostatically controlled | 1 | 1 | 1 | |
| Lockhart pieces | | 10 | 10 | 10 | |
| Block holders | | 25 | 25 | 25 | |
| Microtome | Manual | 1 | 1 | 1 | |
| Microtome | semi – automated | 1 | 1 | 1 | |
| Tissue floatation water bath | thermostatically controlled | 1 | 1 | 1 | |
| Slide warming table | | 1 | 1 | 3 | |
| Steel slide racks for staining | | 5 | 5 | 5 | |
| Diamond glass marker | | 2 | 2 | 2 | |
| Research microscope with phase contrast, dark field, polarization, image analyzer, photomicrography attachments | | 1 | 1 | 1 | |
| Multi head microscope | Penta headed | 1 | 1 | 1 | |
| Binocular compound microscope | | 2 for faculty and one per student | 4 for faculty and one per student | 10 | |
| Stereo microscope | | 1 | 1 | 1 | |
| Aluminum slide trays | | 5 | 5 | 45 | |
| Wooden / plastic slide boxes | | 5 | 5 | 15 | |
| Wax block storing cabinet | | 5,000 capacity | 10,000 capacity | 10,000 capacity | |
| Slide storing cabinet | | 5,000 capacity | 10,000 capacity | 10,000 capacity | |
| Refrigerator | | 1 | 1 | 2 | |
| Pipettes | | 5 | 5 | 5 | |
| Surgical kit for biopsy | | 3 | 6 | 3 | |
| Immuno histo chemistry lab | | 1 | 1 | 1 | |
| Computer with Internet Connection with attached printer and scanner | | 1 | 1 | 4 | |
| LCD projector | | 1 | 1 | 2 | |
| Desirable Equipment | | | | | |
| Cryostat | | 1 | 1 | - | |
| Fluorescent microscope | | 1 | 1 | 1 | |
| Hard tissue microtome | | 1 | 1 | - | |


DEAN
RANJEET DESHMUKH DENTAL
COLLEGE & RESEARCH CENTRE


| | | | | | |
|---------------------------------|--|---|---|---|--|
| Tissue storing cabinet (frozen) | | 1 | 1 | - | |
| Microwave | | 1 | 1 | 1 | |

Department: Public Health Dentistry

| Name | Specification | Quantity | | Available Quantity | Adequate / Inadequate |
|--|---|--|---------|--------------------|-----------------------|
| Dental Chairs | Electrically operated with shadowless lamp, spittoon, 3 way syringe, instrument tray and motorized suction, micromotor attachment with contra angle handpiece, airoter attachment, ultrasonic scaler (Piezo) with detachable autoclavable hand piece with min 3 tips. | One chair and unit per post-graduate student and one chair with unit for the faculty | | | |
| | | 1 Unit | 2 Units | | |
| Extraction forceps | | 4 sets | 6 sets | | |
| Filling instruments | | 4 sets | 6 sets | | |
| Scaling instruments | Supra gingival scaling | 4 sets | 6 sets | | |
| Amalgamator | | 1 | 1 | | |
| Pulp tester | | 1 | 1 | | |
| Autoclave | | 1 | 1 | | |
| X-ray viewer | | 1 | 1 | | |
| Instrument cabinet | | 1 | 1 | | |
| LCD or DLP multimedia projector | | 1 | 1 | | |
| Computer with internet connection with attached printer and scanner | | 1 | 1 | | |
| For peripheral dental care or field programme | | | | | |
| Staff bus | | 1 | 1 | | |
| Mobile dental clinic fitted with at least 2 dental chairs with complete dental unit with fire extinguisher | | 1 | 1 | | |
| Ultrasonic scaler, | | 1 | 2 | | |
| Ultrasonic cleaner capacity 3.5 lts | | 1 | 1 | | |
| Compressor | One with chair | | | | |
| Generator | | 1 | 1 | | |
| Public address system, audio-visual aids | | 1 | 1 | | |
| Television | | 1 | 1 | | |
| Digital Versatile Disc Player | | 1 | 1 | | |
| Instrument cabinet, emergency medicine kits, Blood pressure apparatus | | 1 | 1 | | |
| Portable oxygen cylinder | | 1 | 1 | | |
| Portable chair | | 1 | 1 | | |
| Refrigerator | | 1 | 1 | | |

Department: Paediatric and Preventive Dentistry


| Name | Specification | Quantity | | Available Quantity | Adequate / Inadequate |
|---|---|---|---------|--------------------|-----------------------|
| Dental Chairs and Units | Electrically operated with shadowless lamp, spittoon, 3 way syringe, and motorised suction, micromotor attachment with contra angle miniature handpiece, airotor attachment with miniature handpiece, dental operator stool (40% dental chairs shall be pedo chairs) | One chair and unit per post-graduate student and Two chairs with unit for the faculty | | 12 | |
| | | 1 Unit | 2 Units | | |
| Pedo extraction forceps sets | | 3 | 4 | 3 | |
| Autoclaves for bulk instrument sterilization vacuum (Front loading) | | 1 | 2 | 1 | |
| RVG with intra oral x-ray unit | | 1 | 1 | 1 | |
| Automatic developer | | 1 | 1 | 1 | |
| Pulp tester | | 2 | 3 | 2 | |
| Apex locator | | 1 | 1 | 1 | |
| Rubber dam kit | One set per student | 1 | 1 | 1 | |
| Injectable GP condenser | | 1 | 1 | 1 | |
| Endodontic pressure syringe | | 1 | 1 | 1 | |
| Glass bead steriliser | | 2 | 4 | 2 | |
| Spot welder | | 2 | 3 | 2 | |
| Ultrasonic scalers | | 2 | 4 | 2 | |
| Needle destroyer | | 1 | 1 | 1 | |
| Formalin chamber | | 1 | 1 | 1 | |
| Ultrasonic cleaner capacity 3.5 lts | | 1 | 1 | 1 | |
| X-ray viewer | | 2 | 3 | 2 | |
| Algometer | | 1 | 2 | 1 | |
| Plaster dispenser | | 2 | 2 | 2 | |
| Dental lathe | | 1 | 2 | 1 | |
| Vibrator | | 2 | 3 | 2 | |
| Typodonts | One set per student | 1 | 1 | 1 | |
| Soldering unit | | 1 | 1 | 1 | |
| Band pinching beak pliers | | 2 Sets | 2 Sets | 2 Sets | |
| Proximal contouring pliers | | 2 | 3 | 2 | |
| Crown crimping pliers | | 2 | 3 | 2 | |
| Double beak pliers anterior and posterior | | 2 | 3 | 2 | |
| Lab micro motor | | 2 | 3 | 2 | |
| Acryliser | | 1 | 2 | 1 | |
| Magnifying loupes | | 1 | 1 | 1 | |
| Conscious sedation unit | Desirable | 1 | 1 | 1 | |
| Pulse oxymeter | | 1 | 1 | 1 | |
| Phantom head table with attached Light, Airotor and micro motor | One set per each P.G. Student | 1 | 1 | 1 | |
| Computer with internet connection with attached printer and scanner | | 1 | 1 | 1 | |
| LCD projector | | 1 | 1 | 1 | |


DEAN
RANJEET DESHMUKH DENTAL
COLLEGE & RESEARCH CENTER
 Digdoh Hills, Hingna Road,
 Nagpur-440019

| | | | | |
|--------------|---|---|---|--|
| Refrigerator | 1 | 1 | 1 | |
|--------------|---|---|---|--|

Department: Oral Medicine and Radiology

| Name | Specification | Quantity | | Available Quantity | Adequate / Inadequate |
|--|--|--|---------|--------------------|-----------------------|
| Dental Chairs and Units | Electrically operated with shadowless lamp, spittoon, 3 way syringe, instrument tray and suction | One chair and unit per post-graduate student and one chair with unit for the faculty | | 17 | |
| | | 1 Unit | 2 Units | | |
| RVG with intra oral radiography machine (FDA Approved) | 55-70 Kvp with digital compatibility | 1 | 1 | 1 | |
| Extra oral radiography machine | 100 kvp | 1 | 1 | 1 | |
| Panoramic radiography (OPG) machine with cephalometric and TMJ attachment with printer | Digital compatibility | 1 | 1 | 1 | |
| Intra-oral camera | | 1 | 2 | 3 | |
| Pulp tester | | 2 | 4 | 7 | |
| Autoclave | | 1 | 1 | 2 | |
| Punch biopsy tool | | 2 | 3 | 2 | |
| Biopsy equipment | | 1 | 2 | 2 | |
| Surgical trolley | | 2 | 2 | 7 | |
| Emergency medicines kit | | 1 | 1 | 1 | |
| Extra oral cassettes with intensifying screens (Conventional and rare earth) | | 4 | 6 | 3 | |
| Lead screens | | 2 | 2 | 6 | |
| Lead aprons | | 2 | 2 | 5 | |
| Lead gloves | | 2 | 2 | 2 | |
| Radiographic filters (Conventional and rare earth) | | 1 | 1 | 1 | |
| Dark room with safe light facility | | 1 | 1 | 1 | |
| Automatic radiographic film processors | | 2 | 2 | 2 | |
| Radiographic film storage lead containers | | 1 | 1 | 1 | |
| Thyroid collars | | 1 | 1 | 1 | |
| Digital sphygmomanometer | | 1 | 1 | 1 | |
| Digital blood glucose tester | | 1 | 1 | 1 | |
| Digital camera | | 1 | 1 | 1 | |
| X-ray viewer boxes | | 2 | 3 | 10 | |
| Lacrimal probes | | 2 sets | 2 Sets | 14 | |
| Sialography cannula | | 2 sets | 2 Sets | 2 | |
| Illuminated mouth mirror and probe | | 2 | 2 | 5 | |
| Computer with internet connection with attached printer and scanner | | 1 | 1 | 1 | |
| LCD projector | | 1 | 1 | 2 | |
| Refrigerator | | 1 | 1 | 1 | |


DEAN
RANJEET DESHMUKH DENTAL
COLLEGE & RESEARCH CENTRE
 Digdoh Hills, Hingna Road,
 Nagpur-440019

Data verified by the Committee Members:

Member of LIC

Member of LIC

Member of LIC

Chairman of LIC